

Light Cells

Rise and Shine.




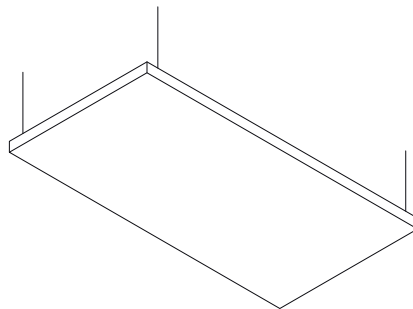
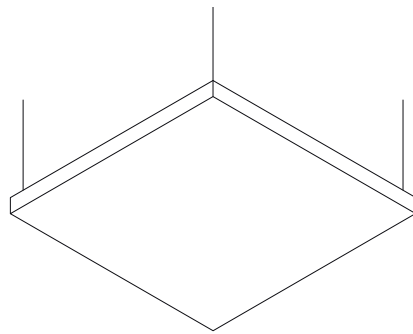
deblick

Work in the rhythm of life

Artificial light is a necessity in many indoor environment. But what if such lighting would go beyond just delivering light? What if it would feed your natural biorythm and keep you connected to the rythm of day? Our Light Cells promote well-being, mood, and health by delivering a natural daylight pattern in indoor areas. Lighting that brings a place at ease and allow you to work in the rythm of life.



In standard sizes or made to measure



Light Cell Square

Dimensions (WxH)

750 x 750 mm

750 x 2150 mm

1450 x 1450 mm

1450 x 2850 mm

2150 x 2150 mm

2150 x 3550 mm

Light Cell Circle

Dimension

Ø 1240 mm

The divine details



Frame

100mm thick, recycled aluminium profile in accordance with EN-486. Standard colours RAL7035, 9016, 9005 – please contact us for special requests.

Integrated acoustics function (optional)

If desired, Light Cells can be fitted with pure sheep wool to add extra acoustic quality. Please contact us for further details and special requests.

- Indoor use only, not suitable for wet or damp environment.
- Ambient fixture temperature: 35°C max.
- Class I fixture; Class II upon request.
- Fixture protection degree= IP20.
- In accordance with EU regulation (CE).
- Designed and manufactured in the Netherlands.



Deblick fixtures are equipped with DALI dim driver and Dynamic Lighting Control. Daylight sensors, attendance sensors, and time sensors are integrated to deliver an optimal lighting rhythm. The programmed rhythm can of course be interrupted and resumed at the push of a button.

Please contact us for more information.



dynamic
lighting



Deblick is a certified company.



ecovadis

deblick.com

From spaces to places